

MyHR Website

Jenny Utterback
VP, Organization Development

Patti Mason
Director HR Business Solutions

Jeff Kyer
Director, Change Management

Introducing MyHR

MyHR is a new, modernized website equipping employees with easily accessible, centralized, and simplified human resources (HR) information and tools.

Benefits of MyHR



Simplifies HR information previously available on Blue and LiteBlue for a seamless user experience



Equips all USPS employees and retirees with easily accessible, personalized HR information








Improves the employee experience through consistent messaging and communications organization-wide



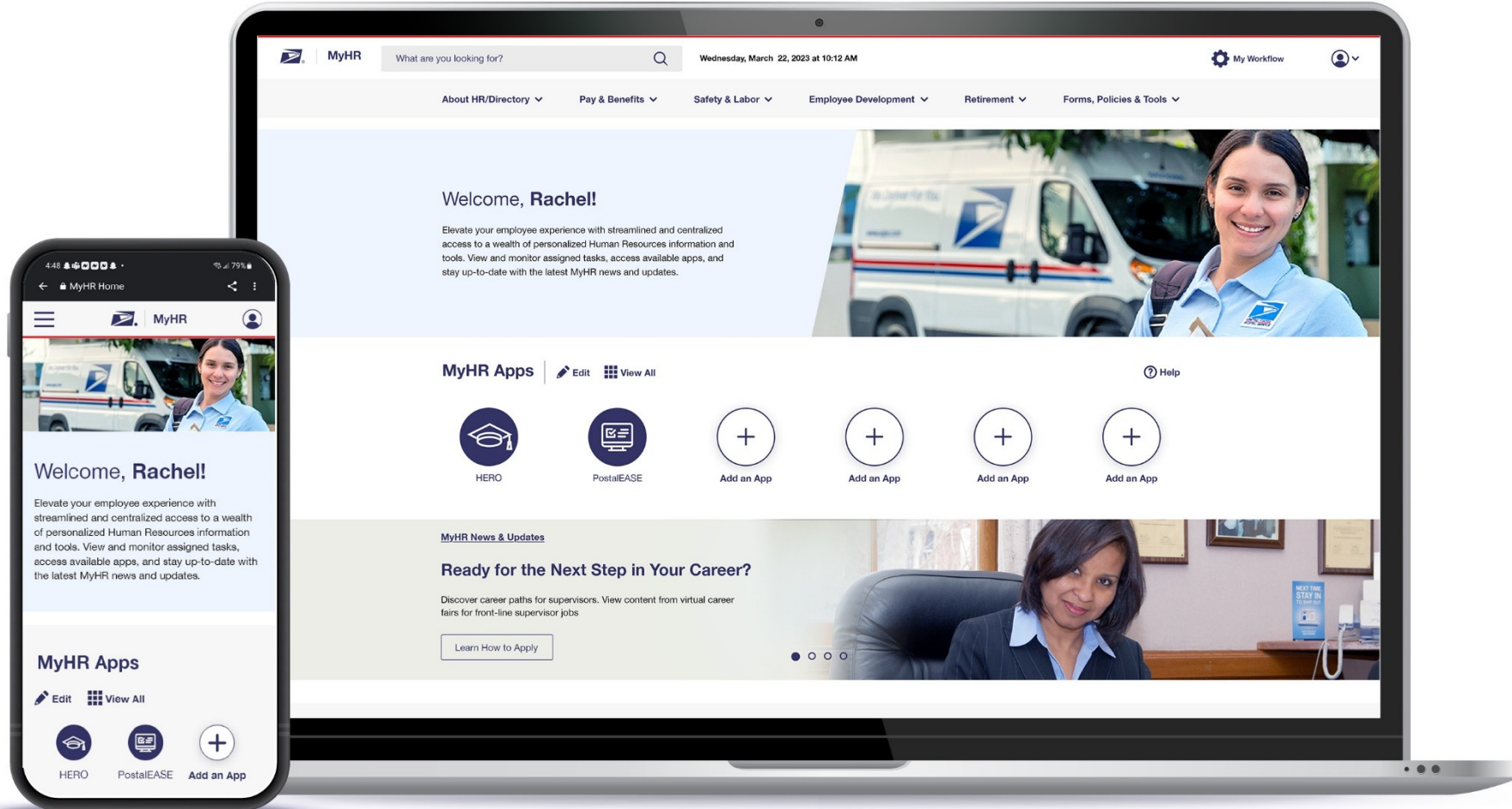
Modernizes website look and feel, enhances content searchability, and enables mobile access

What's Changing?

The new website will be available organization-wide, with new processes and tools for human resources.

-  **Centralized Human Resources Website**
All USPS employees will have access to HR-related information in a new, user-friendly website. Cornerstone OnDemand (CSOD) will be redesigned with an updated look and feel consistent with MyHR.
-  **Streamlined Customer Support & Feedback Tool**
A streamlined customer support option will efficiently address technical and non-technical questions. A modernized feedback tool will help HR improve content and website features.
-  **Removal of HR content from Blue and LiteBlue**
HR content, tools, and applications will be removed from Blue and LiteBlue and migrated to MyHR ensuring HR content, Topics, and tools are easy to find, understand, and use. District HR pages will also be removed.
-  **Removal of District HR Pages**
HR content on District pages will be removed to ensure a singular voice and tone for all HR content and Messaging.
-  **Dedicated MyHR Team**
A dedicated team will support content and technical changes ensuring HR-related information and tools are updated in a timely manner via a standard intake and update process.

New MyHR Website



Modified Cornerstone (CSOD) Pages

The screenshot displays the HERO user interface. At the top left is the United States Postal Service logo and the HERO brand name. A search bar and user profile icons are on the top right. A navigation menu includes Home, My Learning, Performance, Career Development, and Reports. The main content area features a welcome message for Rachel, a 'My Profile' link, and a 'your Actions' sidebar with 3 assigned training, 2 tasks, and 2 conversations. Below this are four action cards: 'your Learning' (Grow. Learn. Develop.), 'your Development' (Own Your Career!), 'track your Performance' (Stay Productive), and 'visit HERO Support' (Find Support). A 'Quick Links' section at the bottom provides a dropdown menu for easy access to common content.

Accessing My HR via LiteBlue

The screenshot shows the LiteBlue website interface. At the top, there is a navigation bar with the LiteBlue logo and tabs for Home, Apps, Inside USPS, and MyHR. A 'Sign off' link is visible in the top right corner. The main content area features a large banner titled 'READY FOR THE NEXT STEP IN YOUR CAREER?' with three bullet points: 'DISCOVER CAREER PATHS FOR SUPERVISORS', 'REGISTER FOR A VIRTUAL SUPERVISOR JOB FAIR', and 'LEARN MORE ABOUT THE ROLE'. To the right of this banner is a 'LINK' section with a 'Subscribe' button and an article titled 'Blasts of winter' with a sub-headline 'Storms across the nation this week brought blizzards, flooding, frigid air and even tornadoes'. Below the banner, there are three main sections: 'Human Resources' with a 'MyHR' link highlighted in a red box and a 'Retiree' link; 'Featured Topics' with a 'LEADing Together' link and an 'Informed Delivery' link; and 'Employee Apps' with links for 'IM Barcode Generator', 'My Communications', 'Self-Service PIN Reset' (marked 'New'), 'Self-Service Profile' (marked 'New'), and 'Virtual timecard'. A note below these links says 'Access these from any page using the Apps tab above.' To the right of these sections is the 'USPS Publications' section, which includes links for 'Latest issue', 'The Eagle archive', 'Delivering for America postcard archive', 'Area and Regional Update newsletters', and 'Update archive'.

Once employees sign-in to LiteBlue they will select the MyHR link to access the website

Accessing an HR Application – Search Feature

The screenshot displays the MyHR application interface. At the top, the MyHR logo is visible on the left, and the date and time 'Monday, January 8, 2024 at 9:03 AM' are shown on the right. A search bar contains the text 'Job bid management', which is highlighted with a red box. Below the search bar, a dropdown menu lists several suggestions:

- SUGGESTIONS
- Job Bid Management
Page: Job Bid Management
- Posting Job Bid Management Vacancies
Page: Posting Job Bid Management Vacancies
- HRSSC Lunch and Learn - Session 3 - Job Bid Management
- Employee or Posting BID History
- Job Posting
Page: Job Posting
- Show More

In the background, a navigation menu includes 'Employee Development', 'Forms, Policies, & Tools', 'Hiring & Employment', and 'Pay & Benefits'. A large image of postal workers is also visible on the right side of the page.

Accessing an HR Application – Drop Down

The screenshot displays the MyHR application interface. At the top, a navigation bar contains several menu items: 'About Human Resources', 'EEO Programs', 'Employee Development', 'Forms, Policies, & Tools', 'Hiring & Employment', 'Pay & Benefits', 'Retirement', and 'Safety & Labor'. The 'Hiring & Employment' menu is expanded, showing a dropdown menu with two columns of options. The 'Job Bid Management' option in the 'Hiring' column is highlighted with a red box. Below the navigation bar, the main content area features a welcome message: 'Welcome, MyHR.Jeff!' followed by a paragraph: 'Elevate your employee experience with streamlined and centralized access to a wealth of personalized Human Resources information and tools. Access various HR apps, and stay up-to-date with the latest MyHR news and updates.' At the bottom of the page, there is a footer with 'MyHR Apps | Edit View All' on the left and a 'Help' icon on the right. A photograph of a man in a suit is visible on the right side of the main content area.

About Human Resources ▾ EEO Programs ▾ Employee Development ▾ Forms, Policies, & Tools ▾ Hiring & Employment ▲ Pay & Benefits ▾ Retirement ▾ Safety & Labor ▾

Hiring & Employment

Hiring & Employment	Hiring
Personnel Administration	Eligibility & Sustainability
Search Jobs	Examinations
Separation	Job Posting
Complement Management	Job Bid Management
Employee Position Changes	Recruitment
Onboarding	Selection & Interviewing

Welcome, **MyHR.Jeff!**

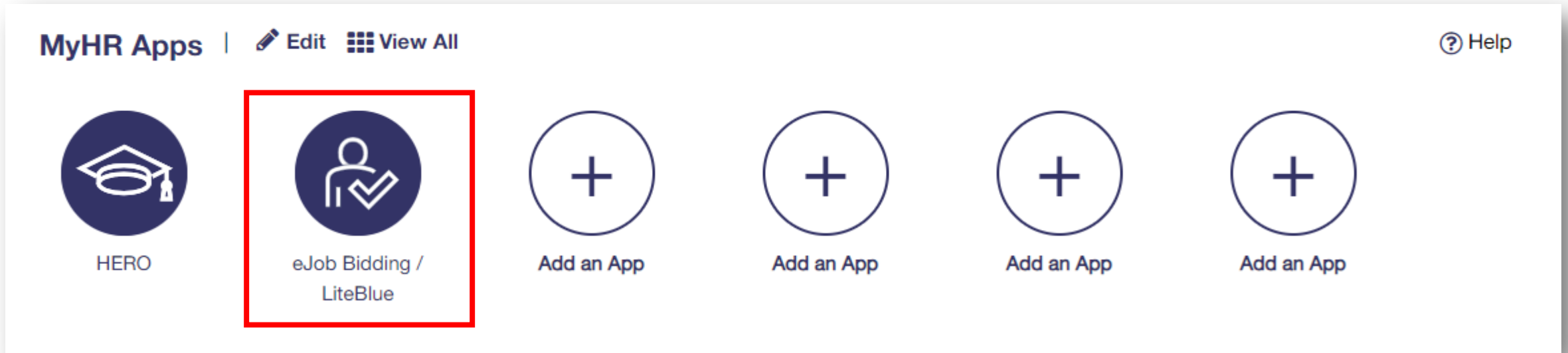
Elevate your employee experience with streamlined and centralized access to a wealth of personalized Human Resources information and tools. Access various HR apps, and stay up-to-date with the latest MyHR news and updates.

MyHR Apps | Edit View All

Help

Accessing an HR Application – MyHR Apps

Frequently used applications can be added to their home screen for easy access by clicking add an app and selecting the desired application.



Upcoming Activities

MyHR Website Launches



January 23, 2024

Organization-wide communications will be distributed, including LINK Article, Stand-Up Talk, Postcards, Informed Facility, and more.